

UV FREE



# GEL NAIL STICKER



Effortless application and removal



Achieves a durable, gel-like finish without the need for UV curing



Offers an eye-catching muted elegance



Easily achieve the latest nail art trends without the skills of a professional artist




## HOW TO USE




1. Use the prep pad to wipe away oil, dirt, and any other moisture




2. Choose the right size for your nails



3. Leaving a slight space between the strip and cuticle, apply strip to nail, and press down firmly



4. Clip off excess strip using nail clippers and firmly press the edges on to the nail again



5. File and buffer the nail edge with a nail file. Shaping completed



6. Completion effect



ONE STOP BEAUTY ACCESSORY SUPPLY

**Product name:** UV free gel nail sticker

**SKU No. :** 202410062

**Material:** PET+ ink +UV